




esi




# Single Acrylic Screen

Protective screen




# Single Acrylic Screen

Protective screen



Acrylic Single screen | Post bracket | No gap | Clear



Acrylic Single screen | Post bracket | 4.0" access slot | Clear



post bracket available in Black (BLK), Silver (SLV), and White (WHT)

## Product Specs

- Quickly retrofit an existing workspace
- Provides separation and peace of mind when coming back to the office
- Available lengths: 24.0", 30.0", 36.0", 48.0", 60.0", and 72.0" (screens will be 3.375" shorter than worksurface)
- Available heights : 24.0", 30.0", 36.0" (height is measured from the top of worksurface to top of screen. screens will be 0.75" shorter than nominal height shown)
- Available brackets: post brackets
- Brackets are available in black, silver and white finish
- Available screen styles: Clear and Frosted
- Screen thickness:
  - Clear: 0.24"
  - Frosted: 0.22"
- Available access opening:
  - No gap
  - 4.0" gap access slot
- Each size and style of screen comes with two brackets per section
- Post brackets will include screw mounting hardware for easy installation
- UL 94 Certified
- Minimum order requirements:
  - Standard screen sizes have NO minimum order qty
  - Custom orders will be assessed on a case-by-case basis depending on the size
- Rounded edges and corners for user safety.
- Lead time 2-4 weeks, pending acrylic is available
- Custom options available, contact our Customer Service Department with questions.
- Made of general purpose cast acrylic
- Compatible with ESI products. See table on next page for breakout.
- Warranty: 5 yr.

Acrylic screen model # breakdown:

ACRS-2424-NG-CLR-\_\_-\_\_-\_\_

a | b | c | d | e | f

- a: type of screen
- b: screen length
- c: screen height
- d: gapping
- e: screen style
- f: bracket finish

## Cleaning/Care instructions

Clean with soap and water and a soft cloth, or non abrasive cleaners that do not contain ammonia. For more detailed cleaning instructions see page 4.

# Single Acrylic Screen



Protective screen

## Acrylic Single screen | Post style bracket

Acrylic screen type	Acrylic style	Bracket type	Screen dimension	Gapping	
ACRS	Clear	Post style		No gap - NG or 4.0" gap access slot - 4G	
			24.0"l x 24.0"h	ACRS-2424-__-CLR-__	\$389
			30.0"l x 24.0"h	ACRS-3024-__-CLR-__	\$398
			36.0"l x 24.0"h	ACRS-3624-__-CLR-__	\$462
			48.0"l x 24.0"h	ACRS-4824-__-CLR-__	\$481
			60.0"l x 24.0"h	ACRS-6024-__-CLR-__	\$500
			72.0"l x 24.0"h	ACRS-7224-__-CLR-__	\$643
			24.0"l x 30.0"h	ACRS-2430-__-CLR-__	\$389
			30.0"l x 30.0"h	ACRS-3030-__-CLR-__	\$414
			36.0"l x 30.0"h	ACRS-3630-__-CLR-__	\$462
			48.0"l x 30.0"h	ACRS-4830-__-CLR-__	\$481
			60.0"l x 30.0"h	ACRS-6030-__-CLR-__	\$546
			72.0"l x 30.0"h	ACRS-7230-__-CLR-__	\$643
			24.0"l x 36.0"h	ACRS-2436-__-CLR-__	\$462
			30.0"l x 36.0"h	ACRS-3036-__-CLR-__	\$472
			36.0"l x 36.0"h	ACRS-3636-__-CLR-__	\$609
			48.0"l x 36.0"h	ACRS-4836-__-CLR-__	\$629
			60.0"l x 36.0"h	ACRS-6036-__-CLR-__	\$643
	72.0"l x 36.0"h	ACRS-7236-__-CLR-__	\$925		
	24.0"l x 24.0"h	ACRS-2424-__-FST-__	\$422		
	30.0"l x 24.0"h	ACRS-3024-__-FST-__	\$458		
	36.0"l x 24.0"h	ACRS-3624-__-FST-__	\$530		
	48.0"l x 24.0"h	ACRS-4824-__-FST-__	\$537		
	60.0"l x 24.0"h	ACRS-6024-__-FST-__	\$773		
	72.0"l x 24.0"h	ACRS-7224-__-FST-__	\$788		
	24.0"l x 30.0"h	ACRS-2430-__-FST-__	\$457		
	30.0"l x 30.0"h	ACRS-3030-__-FST-__	\$600		
	36.0"l x 30.0"h	ACRS-3630-__-FST-__	\$606		
	48.0"l x 30.0"h	ACRS-4830-__-FST-__	\$616		
	60.0"l x 30.0"h	ACRS-6030-__-FST-__	\$1,198		
	72.0"l x 30.0"h	ACRS-7230-__-FST-__	\$1,212		
	24.0"l x 36.0"h	ACRS-2436-__-FST-__	\$529		
	30.0"l x 36.0"h	ACRS-3036-__-FST-__	\$600		
	36.0"l x 36.0"h	ACRS-3636-__-FST-__	\$743		
	48.0"l x 36.0"h	ACRS-4836-__-FST-__	\$750		
	60.0"l x 36.0"h	ACRS-6036-__-FST-__	\$1,198		
72.0"l x 36.0"h	ACRS-7236-__-FST-__	\$1,212			

# Single Acrylic Screen



Protective screen

## Acrylic screen lengths and heights

Available lengths: 24.0", 30.0", 36.0", 48.0", 60.0", and 72.0" nominal



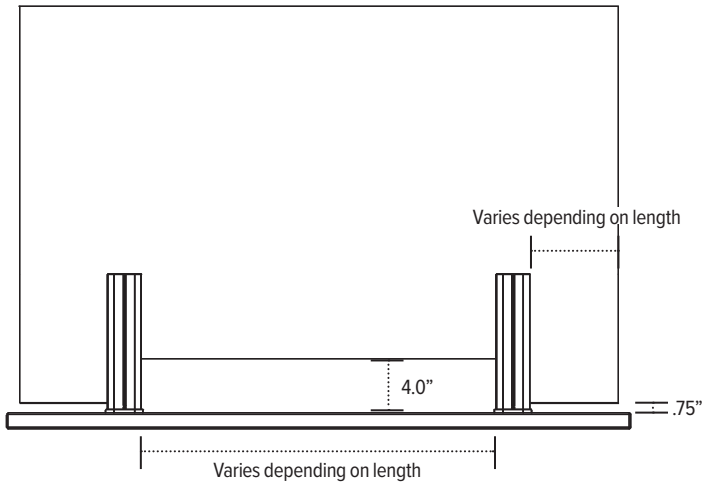
Available heights: 24.0", 30.0", 36.0" nominal

## Acrylic screen thickness

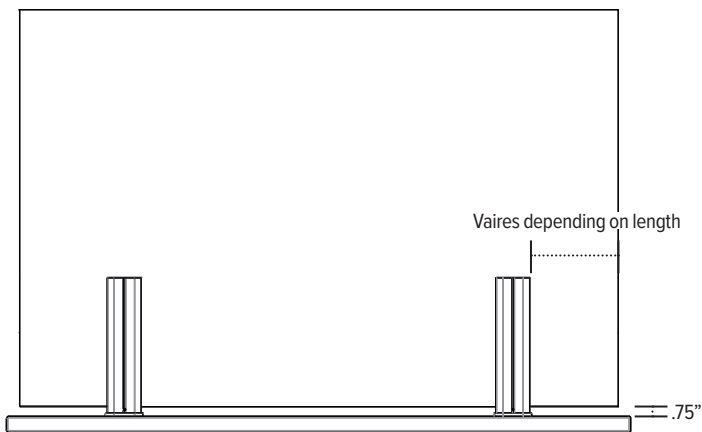


Clear: 0.24"  
Frosted: 0.22"


## Acrylic Single screen | Post bracket | 4.0" gap access slot



## Acrylic Single screen | Post bracket | No gap



## Post bracket



# Single Acrylic Screen



Protective screen

## Cleaning Instructions for Acrylic Screen

**First time setup:** Do not attempt to clean immediately after removing the protective paper because the static electricity will attract dust and particles. Wait a day for the static to dissipate before cleaning.

### Step 1

Begin by removing excess dust or dirt from the surface of the acrylic with an air hose or blow dryer set to its coolest setting (never heat acrylic). Hold the blow dryer at a 45-degree angle several inches away from the acrylic and run side-to-side down the surface. Wipe any remaining dust with a soft, lint-free cotton microfiber cloth.

### Step 2

Once excess grime has been blown away, spray a nonabrasive acrylic cleaner, such as Brilliance or Novus No. 1 onto a one- or two-foot-square section of acrylic. (For an on-hand alternative, a solution of mild dish soap and water works well too.) Never use abrasive cleaners or anything containing Ammonia such as Formula 409®, Windex® or Fantastik®. Ammonia will cause your acrylic to get cloudy and you can't reverse the effects. Bleach solutions and disinfectants are not recommended and can cause damage to the acrylic.

Once the cleaner has been applied, use a soft, lint-free cotton microfiber cloth to gently wipe the surface down, again being careful to make contact only with the portion of the surface that already has cleaner on it. Continue applying the cleaner and wiping it off in small sections until you've finished the entire surface. Do not use a paper towel to clean acrylic because it can cause scratching.