

**UCHIDA**

# **UCHIDA STAPLER & PUNCHER**

## **SP-22**

## **PARTS LIST**

04/05/06

## Screw, nuts, washers, to be used for folders

Description of parts (screw,E-ring, spring pin, etc.) illustrated

\* Orders for screws, washers, etc. should be given based on a minimum lot of 30 per item to facilitate shipping.

(We ask that orders be given at one time for as many items as possible.)

Parts ref No.	Parts Name	Size
RK	: Round head screw (30 pcs/set)	1-4mm 5mm or more
RKSW	: Round head screw with spring washer (30 pcs/set)	1-4mm 5mm or more
RKWS	: Flat washer and round head screw with spring washer (30 pcs/set)	
HB	: Hexagon head screw (30 pcs/set)	
SK	: Countersunk head screw (30 pcs/set)	
HS	: Hexagon socket set screw (30 pcs/set)	
BD	: Bind screw (30 pcs/set)	
TP	: Self-tapping screw (RKTP...pan head, SKTP...countersunk) (30 pcs/set)	
N	: Nut (30 pcs/set)	1-6mm 6mm or more
SW	: Spring washer (30 pcs/set)	
W	: Flat washer (30 pcs/set)	
SP	: Spring pin (30 pcs/set)	1-3mm 4mm or more
E	: E-type stopper ring (E ring) (30 pcs/set)	1-8mm 10mm
ST	: Tap tight screw (RKST...pan head, RKST...countersunk) (30 pcs/set)	
WW	: Wave washer (30 pcs/set)	
RKPT	: P tight screw (30 pcs/set)	
	: Cap screw (30 pcs/set)	

Example:

RKSW4x6-2 : Two round head screws with spring washer 4mm in diameter, 6mm long

RKWS4x8 : One round head screw with spring washer 4mm in diameter, 8mm long

HS4x6 : One hexagon socket set screw 4mm in diameter, 6mm long

N, SW4 : One each of spring washer 4mm in diameter plus nut

SP3x20 : One spring pin 3mm in diameter, 20mm long

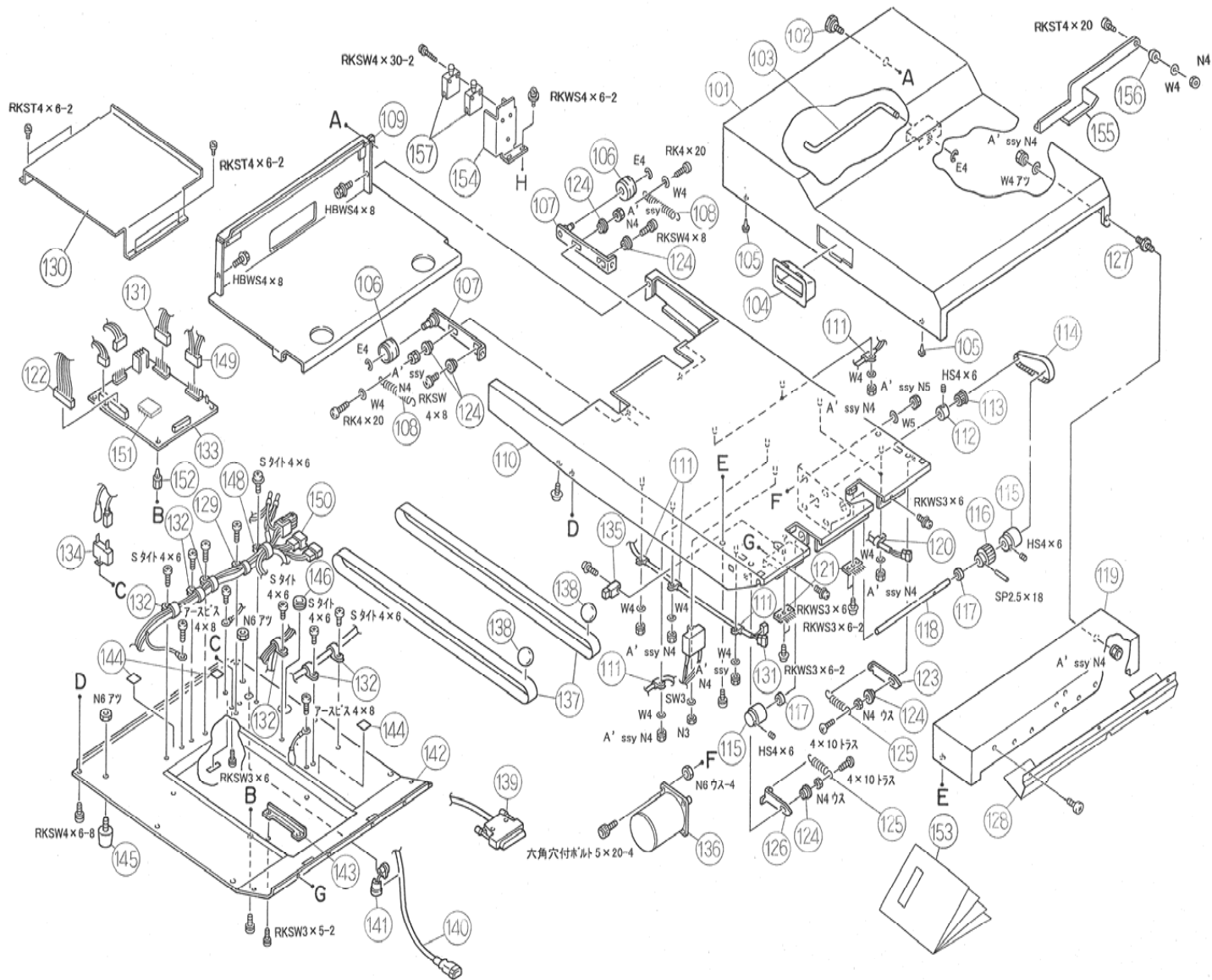
E4-2 : Two 4mm E rings

[Note]

- Prices shown are unit prices for single parts. They do not include consumption tax.

<b>1. WHOLE UNIT .....</b>	<b>1</b>
<b>2. SORTING UNIT .....</b>	<b>3</b>
<b>3. STAPLE &amp; PUNCH UNIT .....</b>	<b>5</b>

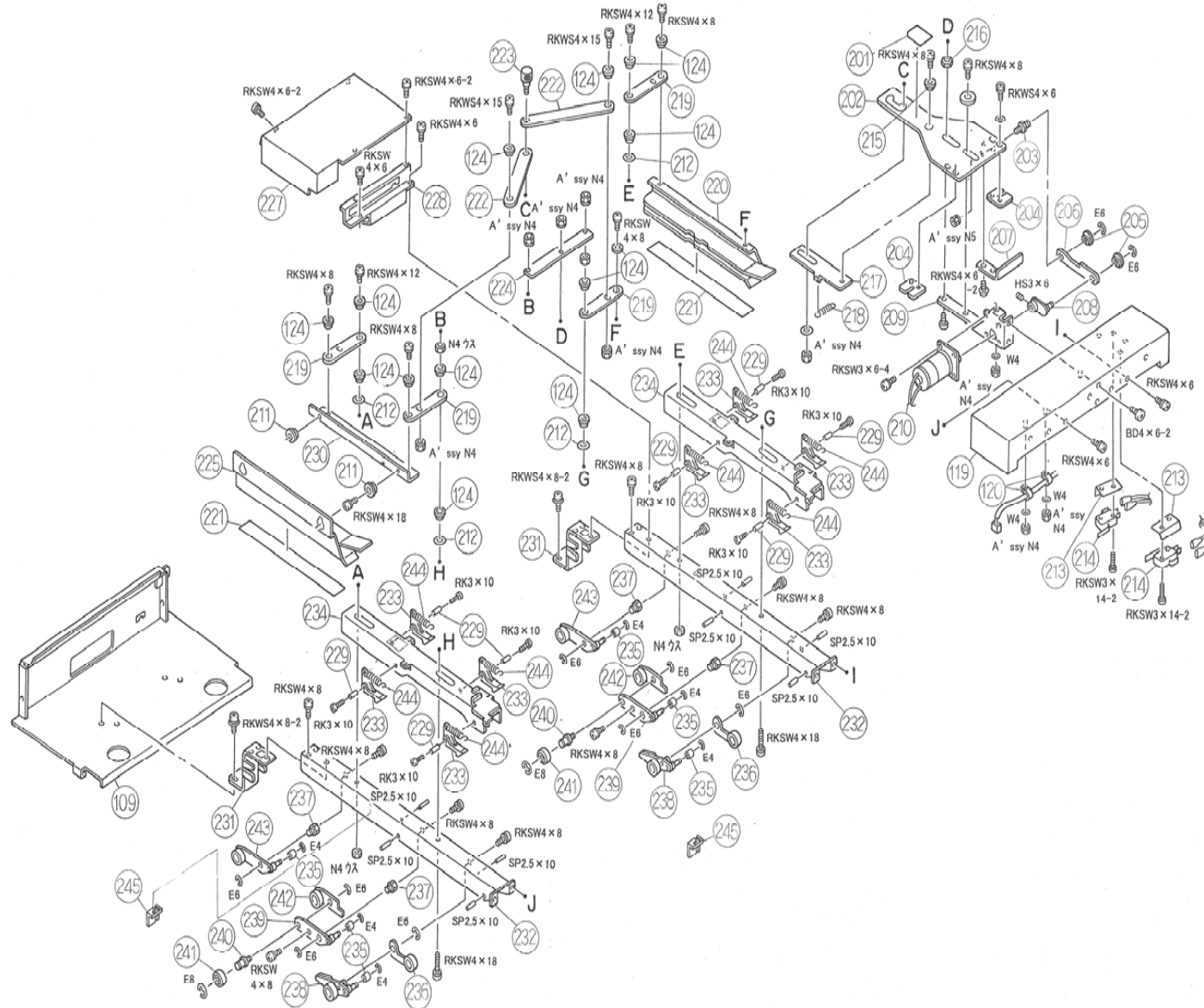
# 1. WHOLE UNIT



# 1. WHOLE UNIT

Drawing No.	Part No.	Part	Qty	Remarks	Drawing No.	Part No.	Part	Qty	Remarks
101	3147-1016	Upper cover assembly	1	4147-1017 to 1020,146440	131	7147-1251	Transformer relay harness CE	1	CE
102	146415	Upper cover left center	1		132	80731	Nylon clamp NK-7N	6	
103	4147-1022	Stopper wire	1		133	7147-1216	Punch circuit board	1	
104	4147-1094	Handle	1		134	260708	Breaker	1	
105	67034	Canoe clip	2		135	20442	Micro photo sensor	1	
106	4147-1052	SP vertical moving pulley	2	51009	136	7147-1207	Main motor 110V-120V assembly	1	
107	3147-1050	Tension plate assembly	2	4147-1051,145518		7147-1252	Main motor CE assembly	1	CE
108	146387	Slide tension SP	2		137	145634	Flat belt	2	
109	4147-1011	Unit base	1	4147-1012,146404	138	145632	Steel ball	2	
110	3147-1001	SP chassis assembly	1	4147-1002 to 1010,1080,1081	139	7147-1214	Signal harness	1	
111	51081	Nylon clamp AB-6N	5		140	7147-1201	Power harness	1	
112	4147-1085	Motor flange	1			7147-1250	Power narness CE	1	CE,UL
113	4147-1083	SP motor pulley 50Hz	1	4147-1086	141	100674	Cable bushing	1	
113	4147-1084	SP motor pulley 60Hz	1	4147-1086	142	3147-1013	Under cover assembly	1	4147-1014,1015
114	145635	Timing belt	1		143	4147-1023	Motor sparser	1	
115	145515	SP driving pulley	2		144	20289	Earth mark	3	
116	145513	Z49 pulley	1		145	51137	Foot rubber	2	
117	146445	Bearing with ring	2		146	145637	30A φ grommet	1	
118	4147-1049	Driving shaft	1		147	147502	Earth harness	1	
119	3147-1031	Front cover assembly	1	4147-1032,1033	148	143588	Nylon clamp NK-11N	2	
120	321422	Nylon clamp NK-4N	4		149	7147-1205	Main motor relay harness	1	
121	146409	Belt electrostatic rejecter	2			7147-1253	Main motor relay harness CE	1	CE
122	7147-1212	Under harness	1		150	7147-1213	STP harness	1	
123	146655	Hook lever, right	1			7147-1254	CE harness	1	CE
124	145183	Lever center	21			7147-1255	US harnes	1	UL
125	146087	Belt tension SP	2		151	7147-1217	STEP ROM	1	
126	146656	Hook lever, left	1			4147-1203	TC7STP ROM (PUNCHLESS)	1	for U.S.A.
127	4147-1021	Upper cover right center	1		152	7147-1222	Tapping card sparser	4	
128	4147-1034	Curl paper guide	1		153	6147-1238	Operation manual	1	
129	143586	Nylon clamp NK-9N	1		154	4147-1087	Interloch holder	1	CE,UL
130	4147-1068	Circuit board cover	1		155	3147-1088	Interlock lever assembly	1	CE,UL
131	7147-1218	Transformer relay harness A	1	220,230,240V	156	0020-0340	F roller holder	1	CE,UL
	7147-1219	Transformer relay harness B	1	110V	157	0260-9170	Safety switch	2	CE,UL
	7147-1220	Transformer relay harness C	1	120V					

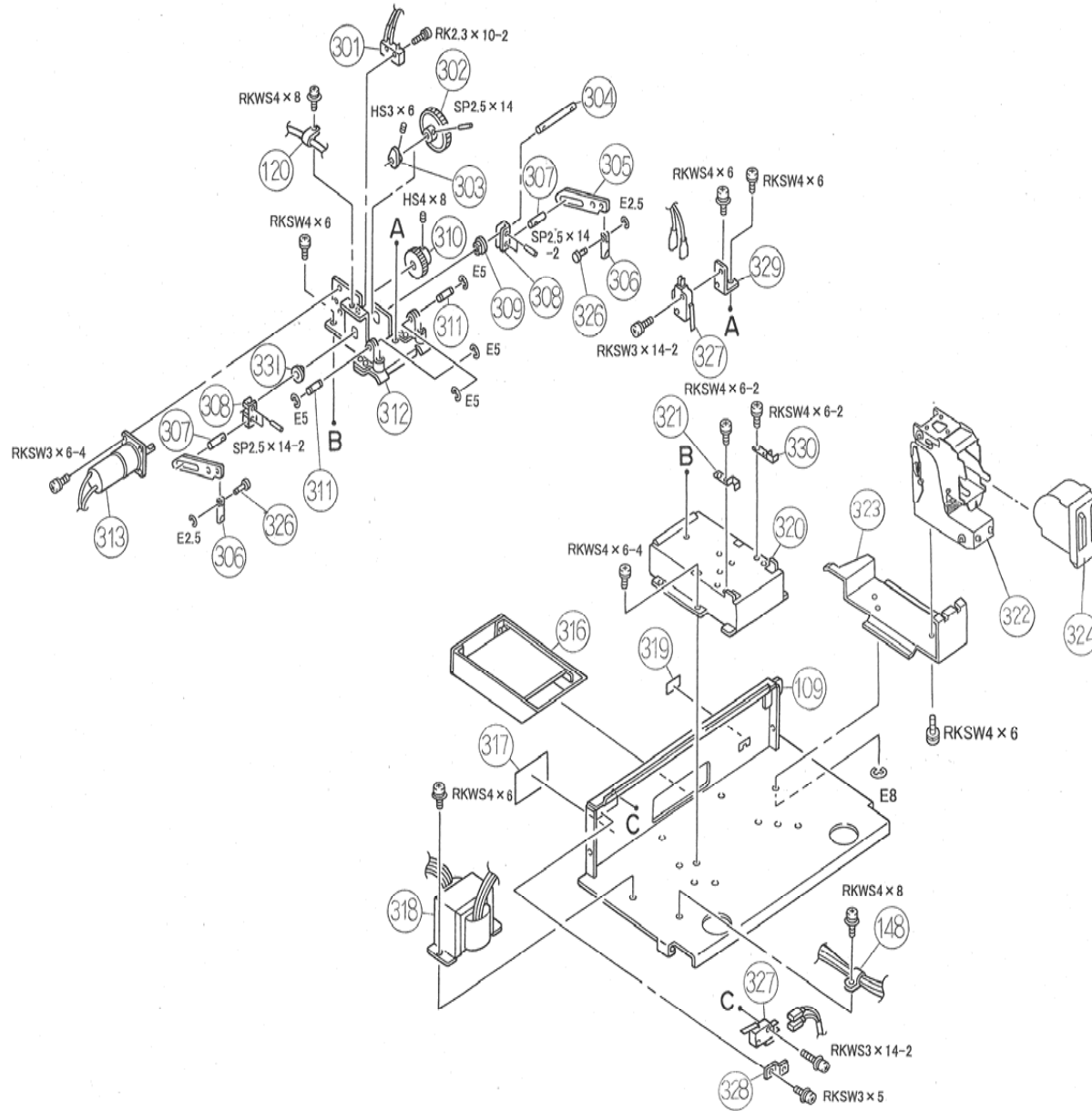
## 2. SORTING UNIT



## 2. SORTING UNIT

Drawing No.	Part No.	Part	Qty	Remarks	Drawing No.	Part No.	Part	Qty	Remarks
201	6147-1204	Paper size shifting name plate	1		233	145483	Sorting hook	8	
202	3147-1041	Slide plate assembly	1	4147-1042,1043	234	3147-1036	Upper rail assembly	1	4147-1037,1038
203	145547	Plate center pin	1		235	143033	Up and down lever	6	143102
204	4147-1044	Slide adjustment plate	2		236	4147-1047	A3 sorting plate	2	146419
205	145415	Sintered metal B-F8-9	2		237	145489	Roller center	3	
206	4147-1045	Sorting link A	1		238	3147-1078	Roller arm assembly small	2	4147-1048,1076,1077,146419,145488
207	4147-1046	Sorting switch doc	1		239	145487	Roller arm	2	145488
208	145548	Sorting motor arm assembly	1	145549 to 145551	240	146461	B5 bearing shaft	2	
209	4147-1040	Sorting motor bracket	1		241	10117	Bearing 6000ZZ	2	
210	147513	Sorting motor harness assembly	1		242	146462	B5 plate	2	146419
211	4147-1064	Left sorting guide collar	2		243	145486	Roller arm assembly	2	146419,145487,145488
212	4147-1079	Size shifting washer	4		244	145485	Sorting hook SP	8	
213	250155	Micro switch insulating plate	2		245	6147-1091	Belt guide plate	2	
214	100346	Micro switch	2						
215	4147-1073	Slide collar B	1						
216	4147-1072	Slide collar A	1						
217	4147-1070	Position plate	1						
218	20029	Holder roller SP	1						
219	4147-1056	Sorting link B	4						
220	3147-1057	Right sorting guide assembly	1	4147-1058,1059					
221	4147-1065	Sorting guide protection plate	2						
222	4147-1066	Sorting link C	2		109	4147-1011	Unit base	1	4147-1012,146404
223	4147-1071	Size shifting handle	1		119	3147-1031	Front cover assembly	1	4147-1032,1033
224	4147-1074	Bridge plate	1		120	321422	Nylon clamp NK-9	4	
225	3147-1061	Left sorting guide assembly	1	4147-1060,1062、1067					
227	4147-1024	Unit cover	1						
228	4147-1025	Wire rail	1						
229	145484	Hook center	8						
230	4147-1063	Left sorting guide C	1						
231	4147-1030	Paper stop plate	2						
232	4147-1035	Guide rail	2						

### 3. STAPLE & PUNCH UNIT





### 3. STAPLE & PUNCH UNIT

Drawing No.	Part No.	Part	Qty	Remarks	Drawing No.	Part No.	Part	Qty	Remarks
301	100352	Upper cover assembly	1		109	4147-1011	Unit base	1	4147-1012,146404
302	80171	Upper cover left center	1		120	321422	Nylon clamp NK-9N	4	
303	3147-1054	Stopper wire	1	4147-1055,145586	148	143588	Nylon clamp NK-11N	2	
304	145583	Handle	1						
305	145589	Punch arm	2						
306	145592	Punch	2						
307	145588	Drive pin	2						
308	145587	Drive arm	2						
309	145414	Sintered metal B-F6-45	1						
310	145582	Motor gear	1						
311	145590	Punch arm center	2						
312	4147-1027	Punch base	1	145593(2p),143102(2p)					
313	147555	Punch motor	1						
314	7147-1202	Stapler harness	1						
316	146397	Dust case	1						
317	6147-1234	Rating name plate	1						
318	7147-1210	Transformer harness	1	110,120V					
318	7147-1211	Transformer harness	1	230V					
319	6147-1202	Staple size shifting name plate	1						
320	4147-1026	Punch table	1						
321	145641	Dust guide, left	1						
322	0147-5260	Stapler	1						
323	4147-1028	Stapler base	1	4147-1029					
324	0147-5633	Stapler cartridge (5p)	1						
326	145591	Punch pin	2						
327	100346	Micro switch	2						
328	146465	Switch adjuster holder	1						
329	145594	SP paper detection holder	1						
330	145642	Dust guide, right	1						
331	146954	Sintered metal B-F6-112	1						